

Steps for submission of paper to the RTEICT-2020 IEEE Conference in PDF EXPRESS:

1. Enter the URL in the web browser
<https://www.pdf-express.org/>



2. Click on the New Users for creating an account in the PDF EXPRESS



3. Enter the details of the required fields as follows:

Conference ID:	49044X
Email Address:	
Confirm Email Address:	
Choose a Password:	

- After submitting the Conference ID, Email Address, Confirm Email Address, Choose a Password. A new Pop Window will be opened asking to fill the account information details.

The screenshot shows a web browser window with the URL <https://www.pdf-express.org/login.asp>. The main content is a 'Create Account' form. On the left, there is a navigation menu with links: 'Using IEEE PDF eXpress™', 'Contact Us', 'Login Assistance', and 'Login'. The form itself is titled 'Create Account' and contains a table for 'Account Information' with the following fields:


Account Information	
*Conference ID:	A2001X
*Email Address:	IEEE.org@gmail.com
*First Name:	
*Middle Name:	
*Last Name:	
<small>*Add New Address and ZIP Code, and "City" - Specify on address</small>	
Suffix (Jr/Sr/III):	
Salutation (Inferred name):	
*Telephone Number:	
*Fax Number:	
<small>*Add new country code with telephone number (+1) 123 456 789</small>	
*Organization (Inferred):	
Department:	
*Address:	
Address 2:	
*City:	
State:	
*Zip Code:	
*Country:	
*Create Password:	*****
*Confirm Password:	
* indicates a required field	

At the bottom of the form, there are 'Submit' and 'Reset' buttons. The footer of the page includes the IEEE logo and copyright information: '© Copyright 2015 IEEE. Terms & Conditions Privacy & Security Home URL: https://www.pdf-express.org/ Modified: 16 Jan 2015'.

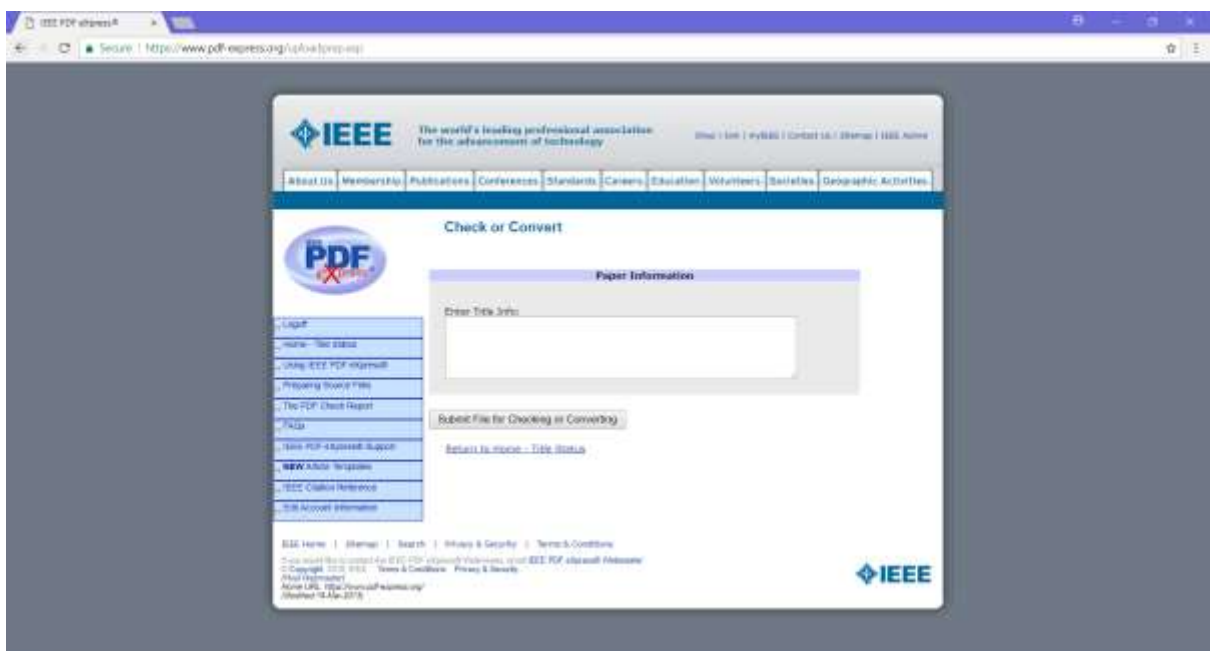
- Fill the above information for creating a account in PDF EXPRESS and SUBMIT, you will get a window with Account created.




6. Then click on Continue Button for Paper submission in PDF EXPRESS




7. Click on Create New Title



8. Enter the Title in **Enter Title Info** and then click on **Submit Files for Checking or Converting**



9. Click on **Choose File** and at last **Upload File**. You will receive your file submission details



10. Then Click on **Continue Button** to know the results.

NOTE:

1. Paper submission in PDF EXPRESS.
2. If the Generated Result by the PDF EXPRESS is **FAILED** then you need to **Re-Submit**.
 - a. Re submission of the same paper should be done with the same Paper ID (Maximum of 10 resubmission is possible).
3. If the Generated Result by the PDF EXPRESS is **PASS**. Then Submit the **pdf (received mail from the PDF EXPRESS to your mail id)** along with original word format of your paper to the rfeict2020@gmail.com